

# 2022 ANNUAL REPORT

OF THE

BOARD OF COUNTY ROAD COMMISSIONERS

LENAWEE COUNTY ROAD COMMISSION



Scott Merillat, P.E.  
Managing Director

Robert Emery, Chairman  
Stanley Wilson, Vice-Chairman  
Michael Slusarski, Member

ANNUAL REPORT  
TO THE  
BOARD OF COMMISSIONERS  
OF LENA WEE COUNTY  
FOR THE YEAR  
2022

To the Honorable Board of Commissioners  
of Lenawee County, Michigan

Ladies and Gentlemen:

We take pleasure in submitting to the Board of Commissioners and the people of Lenawee County, our Annual Report for the year of 2022 and a statement of work being done on roads under the jurisdiction of this Board.

We sincerely appreciate the help and support that the County Board and all the Township Boards in Lenawee County have given us over the past year. We look forward to our continued good working relationship to provide the highest possible level of safety and service on Lenawee County roads and bridges.

This report is submitted in compliance with the provisions of Act 283 of 1909 as amended.

Respectfully submitted,  
BOARD OF COUNTY ROAD COMMISSIONERS



---

Robert Emery, Chairman

---

Michael Slusarski, Vice-Chairman

---

Stanley Wilson, Member

## **INTRODUCTION**

### **LENAWEE COUNTY ROAD COMMISSION**

### **2022 ANNUAL REPORT**

**“To provide a safe-quality county public road system for the motoring public as cost effective as possible using the most current proven technology available to provide the highest possible quality of life for all.”**

This statement encompasses the mission of the Road Commission. This Annual Report documents our 2022 projects and financial activities and is designed to show how we strive to meet our goals.

The Road Commission for Lenawee County was established in 1919 and charged by law with the duty “to keep in reasonable repair, so that they shall be reasonably safe and convenient for public travel, all county roads, bridges, and culverts that are under their care and control, and which are open to public travel”. State laws also require the Road Commission to permit and regulate certain activities in the road right of way, to enforce state restrictions on vehicle size, weight, and to set reasonable standards for adopting new roads into the county system.

The Lenawee County road system has grown to include 495.30 miles that are now designated as County Primary roads. Passage of the McNitt Act in 1931 abolished the old township road system and transferred all miles of township roads to the Road Commission during the 1930’s. These old township roads, together with new roads built since then make up what is now the 1036.51 mile system of County Local roads. Overall, 58% or 890.25 miles of all Lenawee County roads are paved, with the remaining 42% or 641.56 miles being gravel surfaced.

The Michigan Transportation Fund (MTF) is the depository of fuel taxes, vehicle registration fees, and redirected income tax collected by the state. This is the principal source of road commission funding. The collected funds are distributed by a complicated, yet transparent and verifiable formula to the Michigan Department of Transportation (MDOT), 535 cities and villages, and the 83 county road agencies. We had budgeted for a MTF decrease in 2022 due to uncertainty regarding post-pandemic fuel usage. The actual revenues received increased our MTF \$97,619.26 or a 0.7% increase from last year.

The annual meetings with each Township Board occurred in the first quarter of the year. A written packet of information was provided to each township regarding projects from the previous year and plan for future projects. Financial assistance from our townships contributed \$4,867,075 for improvements and additional maintenance on the local road system. The Road Commission provided an additional \$1,164,265 in matching funds towards local road improvements. A total of \$6,031,340 was spent on improvements to local roads in Lenawee County. This spending on the local road system continues to demonstrate the township’s commitment to roads in Lenawee County. Without this commitment, most local roads would see very little improvement.

The increased revenues over the last several years has helped reverse the continual deterioration of the road system. The revenue reduction due to the pandemic has shown how close we are to the roads starting to decline once again. Without additional funding we will only be able to maintain the roadways and not truly improve them. The reduction in revenue due to the pandemic has highlighted the fact without additional revenue our roads cannot be truly improved. As the state legislature continues to wrestle with legislation for additional road funding, the Road Commission will do our best to provide a reasonably safe and convenient road system.

Lenawee

Year Ended - 2022

Start: 01/01/2022 End: 12/31/2022

BALANCE SHEET

Assets

**General Operating Fund**

1. Cash	\$2,377,509.98
2. Investments	2,751,969.13
3. Accounts Receivable :	
a. Michigan Transportation Fund	2,519,963.63
b. State Trunkline Maintenance	0.00
c. State Transportation Department - Other	0.00
d. Due on County Road Agreement	222,986.58
e. Due on Special Assesment	0.00
f. Sundry Accounts Receivable	45,998.69

**Inventories/Pre-Paid Insurance/Other**

4. Deferred Expense State Aid	0.00
5. Road Materials	2,028,667.05
6. Equipment Materials and Parts	628,687.37
7. Prepaid Insurance	271,386.51
8. Deferred Expense - Federal Aid	0.00
9. Other	0.00

**10. TOTAL ASSETS**

**\$10,847,168.94**

Lenawee

Year Ended - 2022

Start: 01/01/2022 End: 12/31/2022

Liabilities and Fund Balances

Liabilities

11. Accounts Payable	\$132,032.26
12. Notes Payable (Short Term)	0.00
13. Accrued Liability	74,515.61
14. Advances	58,703.89
15. Deferred Revenue - Special Assessment District	0.00
16. Deferred Revenue - EDF Forest Rd.(E)	0.00
17. Deferred Revenue	76,015.89
18. Other	426,160.00

Fund Balances

19. Primary Road Fund	7,512,028.68
20. Local Road Fund	320,174.91
21. County Road Commission Fund	2,247,537.70
<b>22. Total Fund Balances</b>	<b>10,079,741.29</b>

**23. TOTAL LIABILITIES AND FUND BALANCES**

**\$10,847,168.94**

**Lenawee**

**Year Ended - 2022**

**Start: 01/01/2022 End: 12/31/2022**

**CAPITAL ASSETS ACCOUNT GROUP**

<b>Assets</b>	<b>(A)</b>	<b>(B)</b>
24. Land		\$1,768,766.00
25. Land Improvements	\$23,674.00	
25 a.Less: Accumulated Depreciation	0.00	23,674.00
26. Depletable Assets	455,224.00	
26 a.Less: Accumulated Depreciation	(455,224.00)	0.00
27. Buildings	7,616,499.00	
27 a.Less: Accumulated Depreciation	(5,609,591.00)	2,006,908.00
28. Equipment - Road	24,826,504.76	
28 a.Less: Accumulated Depreciation	(19,832,180.25)	4,994,324.51
29. Equipment - Shop	396,490.00	
29 a.Less: Accumulated Depreciation	(367,122.00)	29,368.00
30. Equipment - Engineers	117,704.00	
30 a.Less: Accumulated Depreciation	(117,704.00)	0.00
31. Equipment - Yard and Storage	0.00	
31 a.Less: Accumulated Depreciation	0.00	0.00
32. Equipment and Furniture - Office	966,029.00	
32 a.Less: Accumulated Depreciation	(966,029.00)	0.00
33. Infrastructure	252,984,821.79	
33 a.Less: Accumulated Depreciation	(140,273,515.18)	112,711,306.61
34. Vehicles	0.00	
34 a.Less: Accumulated Depreciation	0.00	0.00
35. Construction Work in Progress		0.00
	<b>36. Total Assets</b>	<b>\$121,534,347.12</b>
<b>Equities</b>		
37. Plant and Equipment Equity		
37 a.Primary		3,983,583.70
37 b.Local		3,895,059.62
37 c.Co. Road Comm.		973,764.91
37 d.Infrastructure		112,711,306.61
	<b>38. Total Equities</b>	<b>\$121,563,714.84</b>
<b>Long Term Debt</b>		
39. Bonds Payable (Act 51)		0.00
40. Notes Payable (Act 143)		0.00
41. Vested Vacation and Sick Leave Payable		0.00
42. Installment/Lease Purchase Payable		0.00
43. Other		0.00
	<b>44. Total Liabilities</b>	<b>\$0.00</b>
<b>Fiduciary Fund</b>		
45. Deferred Compensation (Pension) Plan		<b>\$0.00</b>

**Lenawee**

**Year Ended - 2022**

**Start: 01/01/2022 End: 12/31/2022**

**STATEMENT OF REVENUES**

	<b>Primary Road Fund (P)</b>	<b>Local Road Fund (L)</b>	<b>Co. Road Comm. Fund (C)</b>	<b>Total (T)</b>
<b><u>Taxes</u></b>				
46. County Wide Millage	\$0.00	\$0.00	\$0.00	\$0.00
47. Other	0.00	0.00	0.00	0.00
48. Total Taxes	0.00	0.00	0.00	0.00
<b><u>Licenses and Permits</u></b>				
49. Specify	0.00	0.00	155,475.31	155,475.31
<b><u>Federal Sources</u></b>				
50. Surface Tran. Program (STP)	1,563,296.97	0.00	0.00	1,563,296.97
51. C Funds - Federal	0.00	0.00	0.00	0.00
52. D Funds - Federal	0.00	0.00	0.00	0.00
53. Bridge	4,813.31	0.00	0.00	4,813.31
54. High Priority	0.00	0.00	0.00	0.00
55. Other	454.16	0.00	0.00	454.16
56. Total Federal Sources	1,568,564.44	0.00	0.00	1,568,564.44
<b>STATE SOURCES</b>				
<b><u>Michigan Transportation Fund</u></b>				
57. Engineering	6,507.47	3,492.53		10,000.00
58. Snow Removal	0.00	0.00		0.00
59. Urban Road	681,237.68	210,256.54		891,494.22
60. Allocation	8,264,549.55	4,435,554.37		12,700,103.92
61. Total MTF	8,952,294.70	4,649,303.44		13,601,598.14
<b><u>Other</u></b>				
62. Local Bridge	2,939,858.50	0.00		2,939,858.50
63. Other	0.00	0.00	0.00	0.00
64. Total Other	2,939,858.50	0.00	0.00	2,939,858.50
<b><u>Economic Development Fund</u></b>				
65. Target Industries (A)	0.00	0.00		0.00
66. Urban Congestion (C)	0.00	0.00		0.00
67. Rural Primary (D)	48,609.49	0.00		48,609.49
68. Forest Road (E)	0.00	0.00		0.00
69. Urban Area (F)	0.00	0.00		0.00
70. Other	177,500.00	0.00		177,500.00
71. Total EDF	226,109.49	0.00		226,109.49
<b>72. Total State Sources</b>	<b>\$12,118,262.69</b>	<b>\$4,649,303.44</b>	<b>\$0.00</b>	<b>\$16,767,566.13</b>



**Lenawee**

**Year Ended - 2022**

**Start: 01/01/2022 End: 12/31/2022**

**STATEMENT OF REVENUES**

	<b>Primary Road Fund (P)</b>	<b>Local Road Fund (L)</b>	<b>Co. Road Comm. Fund (C)</b>	<b>Total (T)</b>
<b>Contributions From Local Units</b>				
73. City and Village	0.00	\$21,367.11	\$0.00	\$21,367.11
74. Township Contr.	0.00	4,867,075.24	0.00	4,867,075.24
75. Other	0.00	19,391.92	0.00	19,391.92
76. Total Contributions	0.00	4,907,834.27	0.00	4,907,834.27
<b>Charges for Service</b>				
77. Trunkline Maintenance	0.00		0.00	0.00
78. Trunkline Non-maintenance	0.00		0.00	0.00
79. Salvage Sales	0.00	0.00	5,289.24	5,289.24
80. Other	0.00	0.00	0.00	0.00
81. Total Charges	0.00	0.00	5,289.24	5,289.24
<b>Interest and Rents</b>				
82. Interest Earned	14,974.62	501.21	4,413.43	19,889.26
83. Property Rentals	0.00	0.00	0.00	0.00
84. Total Interest/Rents	14,974.62	501.21	4,413.43	19,889.26
<b>Other</b>				
85. Special Assessments	0.00	0.00	0.00	0.00
86. Land and Bldg. Sales	0.00	0.00	0.00	0.00
87. Sundry Refunds	0.00	0.00	0.00	0.00
88. Gain (Loss) Equip. Disp.	0.00	0.00	0.00	0.00
89. Contributions from Private Sources	0.00	0.00	0.00	0.00
90. Other	190,395.88	172,632.90	109,908.27	472,937.05
91. Total Other	190,395.88	172,632.90	109,908.27	472,937.05
<b>Other Financing Sources</b>				
92. County Appropriation	0.00	0.00	0.00	0.00
93. Bond Proceeds	0.00	0.00	0.00	0.00
94. Note Proceeds	0.00	0.00	0.00	0.00
95. Inst. Purch./Leases	0.00	0.00	0.00	0.00
96. Total Other Fin. Sources	0.00	0.00	0.00	0.00
<b>97. TOTAL REVENUE AND OTHER FINANCING SOURCES</b>	<b>\$13,892,197.63</b>	<b>\$9,730,271.82</b>	<b>\$275,086.25</b>	<b>\$23,897,555.70</b>

**Lenawee**

**Year Ended - 2022**

**Start: 01/01/2022 End: 12/31/2022**

**STATEMENT OF EXPENDITURES**

	<b>Primary Road Fund (P)</b>	<b>Local Road Fund (L)</b>	<b>Co. Road Comm. Fund (C)</b>	<b>Total (T)</b>
<b><u>Construction/Capacity Improvement</u></b>				
98. Roads	0.00	0.00		0.00
99. Structures	0.00	0.00		0.00
100. Roadside Parks	0.00	0.00		0.00
101. Special Assessments	0.00	0.00		0.00
102. Other	0.00	0.00		0.00
103. Total Construction/Cap. Imp.	<u>0.00</u>	<u>0.00</u>		<u>0.00</u>
<b><u>Preservation - Structural Improvements</u></b>				
104. Roads	6,126,275.72	4,156,874.15		10,283,149.87
105. Structures	3,457,598.54	0.00		3,457,598.54
106. Safety Projects	0.00	0.00		0.00
107. Roadside Parks	0.00	0.00		0.00
108. Special Assessments	0.00	0.00		0.00
109. Other	0.00	0.00		0.00
110. Total Preservation - Struct. Imp.	<u>9,583,874.26</u>	<u>4,156,874.15</u>		<u>13,740,748.41</u>
<b><u>Maintenance</u></b>				
111. Roads	2,402,025.42	3,652,361.83		6,054,387.25
112. Structures	52,581.87	30,329.51		82,911.38
113. Roadside Parks	0.00	0.00		0.00
114. Winter Maintenance	529,322.26	435,280.42		964,602.68
115. Traffic Control	240,749.15	188,455.59		429,204.74
116. Total Maintenance	<u>3,224,678.70</u>	<u>4,306,427.35</u>		<u>7,531,106.05</u>
117. Total Construction, Preservation And Maintenance	<u>12,808,552.96</u>	<u>8,463,301.50</u>		<u>21,271,854.46</u>
<b><u>Other</u></b>				
118. Trunkline Maintenance	0.00		0.00	0.00
119. Trunkline Non-maintenance	0.00		0.00	0.00
120. Administrative Expense	517,122.80	341,690.91		858,813.71
121. Equipment - Net	753,906.51	1,065,264.63	399,000.44	2,218,171.58
122. Capital Outlay - Net	(418,033.92)	(408,744.28)	(102,186.07)	(928,964.27)
123. Debt Principal Payment	0.00	0.00	0.00	0.00
124. Interest Expense	0.00	0.00	0.00	0.00
125. Drain Assessment	0.00	0.00	0.00	0.00
126. Other	528,278.87	209,983.42	31,651.98	769,914.27
127. Total Other	<u>1,381,274.26</u>	<u>1,208,194.68</u>	<u>328,466.35</u>	<u>2,917,935.29</u>
<b>128. Total Expenditures</b>	<b><u>\$14,189,827.22</u></b>	<b><u>\$9,671,496.18</u></b>	<b><u>\$328,466.35</u></b>	<b><u>\$24,189,789.75</u></b>

Lenawee

Year Ended - 2022

Start: 01/01/2022 End: 12/31/2022

STATEMENT OF CHANGES IN FUND BALANCES

	Primary Road Fund (P)	Local Road Fund (L)	Co. Road Comm. Fund (C)	Total (T)
129. Total Revenues And Other Financing Sources	<u>\$13,892,197.63</u>	<u>\$9,730,271.82</u>	<u>\$275,086.25</u>	<u>\$23,897,555.70</u>
130. Total Expenditures	<u>14,189,827.22</u>	<u>9,671,496.18</u>	<u>328,466.35</u>	<u>24,189,789.75</u>
131. Excess of Revenues Over (Under) Expenditures	<u>(297,629.59)</u>	<u>58,775.64</u>	<u>(53,380.10)</u>	<u>(292,234.05)</u>
132. Optional Transfers				
132 a. Primary to Local (50%)	<u>0.00</u>	<u>0.00</u>		<u>0.00</u>
132 b. Local to Primary (15%)	<u>0.00</u>	<u>0.00</u>		<u>0.00</u>
133. Emergency Transfers (Local to Primary)	<u>0.00</u>	<u>0.00</u>		<u>0.00</u>
134. Total Optional Transfers	<u>0.00</u>	<u>0.00</u>		<u>0.00</u>
135. Excess of Revenues and Other Sources Over (Under) Expenditures and Other Uses	<u>(297,629.59)</u>	<u>58,775.64</u>	<u>(53,380.10)</u>	<u>(292,234.05)</u>
136. Beginning Fund	<u>7,809,658.26</u>	<u>261,399.27</u>	<u>2,300,917.80</u>	<u>10,371,975.33</u>
137. Adjustment	<u>0.01</u>	<u>0.00</u>	<u>0.00</u>	<u>0.01</u>
138. Beginning Fund Balance Restated	<u>7,809,658.27</u>	<u>261,399.27</u>	<u>2,300,917.80</u>	<u>10,371,975.34</u>
139. Interfund Transfer(County to Primary and/or Local)	<u>0.00</u>	<u>0.00</u>	<u>0.00</u>	<u>0.00</u>
140. Ending Fund Balance	<u>\$7,512,028.68</u>	<u>\$320,174.91</u>	<u>\$2,247,537.70</u>	<u>\$10,079,741.29</u>

**Lenawee**

**Year Ended - 2022**

**Start: 01/01/2022 End: 12/31/2022**

**EQUIPMENT EXPENSE**

Direct Equipment Expense

141. Labor and Fringe Benefits	\$793,699.35	
142. Depreciation	<u>2,159,714.24</u>	
143. Other	<u>545,050.62</u>	
<b>144. Total Direct</b>		<u>3,498,464.21</u>

145. Indirect Equipment Expense		<u>1,360,394.40</u>
---------------------------------	--	---------------------

Operating Equipment Expense

146. Labor and Fringe Benefits	0.00	
147. Operating Expenses	<u>1,003,214.86</u>	
<b>148. Total Operating</b>		<u>\$1,003,214.86</u>

**149. TOTAL EQUIPMENT EXPENSE** \$5,862,073.47

**Equipment Rental Credits:**

	<u>Primary</u>	<u>Local</u>	<u>County</u>	<u>Total</u>
150. Construction/Capacity Improvement	0.00	0.00		0.00
151. Preservation - Structural Improvement	<u>649,987.45</u>	<u>627,739.56</u>		<u>1,277,727.01</u>
152. Maintenance	<u>588,492.65</u>	<u>1,122,224.17</u>		<u>1,710,716.82</u>
153. Inventory Operations	<u>0.00</u>	<u>0.00</u>	0.00	<u>0.00</u>
154. MDOT	<u>0.00</u>		<u>0.00</u>	<u>0.00</u>
155. Other Reimbursable Charges	<u>0.00</u>	0.00	0.00	<u>0.00</u>
156. All Other Charges	<u>0.00</u>	<u>0.00</u>	<u>655,458.06</u>	<u>655,458.06</u>
157. Total Equipment Rental Credits	<u>1,238,480.10</u>	<u>1,749,963.73</u>	<u>655,458.06</u>	<u>3,643,901.89</u>
	(A)	(B)	(C)	(D)
158. (Gain) or Loss on Usage of Equipment				<u>2,218,171.58</u>

**PRORATION OF EQUIPMENT USAGE GAIN OR LOSS**

(Net Equipment Expense)

159. Equipment Rental Credits	<u>\$1,238,480.10</u>	<u>\$1,749,963.73</u>	<u>\$655,458.06</u>	<u>\$3,643,901.89</u>
	(A)	(B)	(C)	(D)
160. Percent of Total	33.99 %	48.02 %	17.99 %	100.00 %
161. Prorated Total Equipment Expense	<u>1,992,386.61</u>	<u>2,815,228.36</u>	<u>1,054,458.50</u>	<u>5,862,073.47</u>
162. Prorated Gain/Loss On Usage (Net Equipment Expense)	<u>753,906.51</u>	<u>1,065,264.63</u>	<u>399,000.44</u>	<u>2,218,171.58</u>

**Lenawee**

**Year Ended - 2022**

**Start: 01/01/2022 End: 12/31/2022**

**DISTRIBUTIVE EXPENSE - FRINGE BENEFITS**

	<b>Total Labor Charge</b>	<b>Distributive Calc.</b>
163. Primary Construction/Cap. Imp.	\$0.00	\$0.00
164. Primary Preservation - Struct. Imp.	501,413.75	466,219.55
165. Primary Maintenance	516,328.79	485,029.10
166. Local Construction/Cap. Imp.	0.00	0.00
167. Local Preservation - Struct. Imp.	320,338.01	352,373.23
168. Local Maintenance	727,719.79	703,124.17
169. Inventory	0.00	0.00
170. Equipment Expense - Direct	411,283.62	382,415.73
171. Equipment Expense - Indirect	334,820.19	311,319.12
172. Equipment Expense - Operating	0.00	0.00
173. Administration	344,323.54	320,155.59
174. State Trunkline Maintenance	0.00	
175. Sundry Account Rec.	633,076.67	
176. Capital Outlay	8,638.86	9,502.79
177. Other	247,997.70	211,387.62
<b>178. Total Payroll</b>	<b>\$4,045,940.92</b>	
179. Less Applicable Payroll	0.00	
<b>180. Total Applicable Labor Cost</b>	<b>\$4,045,940.92</b>	<b>Total Distributive \$3,241,526.90</b>

	<b>709-714 Vacation Holiday Sick Leave Longevity</b>	<b>719 Workers Comp. Insurance</b>	<b>715 - 718 Soc. Sec. Retirement</b>	<b>716 Health Insurance</b>	<b>717 Life and Disability Insurance</b>	<b>720 - 725 Other</b>	<b>Distributive Total Calc.</b>
181. Total Fringe Benefits	\$654,394.41	\$94,170.51	\$1,056,647.43	\$1,386,992.04	\$40,175.80	\$39,387.19	\$3,271,767.38
182. Less: Benefits Recovered	0.00	0.00	0.00	0.00	0.00	0.00	0.00
183. Less: Refunds	0.00	(30,240.48)	0.00	0.00	0.00	0.00	(30,240.48)
184. Benefits to be Distributed	654,394.41	63,930.03	1,056,647.43	1,386,992.04	40,175.80	39,387.19	3,241,526.90
185. Applicable Labor Cost	4,045,940.92	4,045,940.92	4,045,940.92	4,045,940.92	4,045,940.92	4,045,940.92	
186. Factor	0.161741	0.015801	0.261162	0.342811	0.009930	0.009735	0.801180

**Lenawee**

**Year Ended - 2022**

**Start:** 01/01/2022 **End:** 12/31/2022

**DISTRIBUTIVE EXPENSE - OVERHEAD  
Account No. 705 - 957**

	<b>Cost of Operations</b>	<b>Distributed Total</b>
187. Primary Construction/Cap. Imp.	\$0.00	\$0.00
188. Primary Preservation - Struct Imp.	9,466,106.65	117,767.61
189. Primary Maintenance	3,422,400.14	97,956.99
190. Local Construction/Cap. Imp.	0.00	0.00
191. Local Preservation - Struct. Imp.	3,888,057.04	105,766.18
192. Local Maintenance	4,109,901.04	107,826.17
193. Other	384,792.45	0.00
<b>194. TOTAL</b>	<b>\$21,271,257.32</b>	<b>\$429,316.95</b>

	<b>790 Small Road Tools</b>	<b>791 Inventory Adjustment</b>	<b>882 Liability</b>	<b>716 Health Insurance</b>	<b>Other</b>	<b>Total</b>
195. Expenses Distributed	6,684.96	0.00	240,976.53	0.00	181,655.46	\$429,316.95
196. Applicable Operation Cost	21,271,257.32	21,271,257.32	21,271,257.32	21,271,257.32	21,271,257.32	
197. Factor	0.000314	0.000000	0.011329	0.000000	0.008540	\$0.020183

Lenawee

Year Ended - 2022

Start: 01/01/2022 End: 12/31/2022

**ANALYSIS OF CONSTRUCTION AND MAINTENANCE**

Optional for noncontract counties

	<b>Performed by County</b>		<b>Performed by Contractor</b>		<b>Totals</b>	
	<u>Primary</u>	<u>Local</u>	<u>Primary</u>	<u>Local</u>	<u>Primary</u>	<u>Local</u>
198. Constr/Cap. Imp.	\$0.00	\$0.00	\$0.00	\$0.00	\$0.00	\$0.00
199. Preser - Struct. Imp.	0.00	0.00	0.00	0.00	0.00	0.00
200. Special Assessment	0.00	0.00	0.00	0.00	0.00	0.00
201. Maintenance	0.00	0.00	0.00	0.00	0.00	0.00
<b>202. Total</b>	<u>\$0.00</u>	<u>\$0.00</u>	<u>\$0.00</u>	<u>\$0.00</u>	<u>\$0.00</u>	<u>\$0.00</u>

Lenawee

Year Ended - 2022

Start: 01/01/2022 End: 12/31/2022

ANALYSIS OF ACCOUNTS RECEIVABLE

Optional for noncontract counties

	Trunkline Maintenance	MDOT Other
203. Labor	\$0.00	\$0.00
204. Fringe Benefits	0.00	0.00
205. Equipment Rental	0.00	0.00
206. Materials	0.00	0.00
207. Handling Charges	0.00	0.00
208. Overhead	0.00	0.00
209. Other	0.00	0.00
<b>210. Total Charges for Current Year</b>	<b>\$0.00</b>	<b>\$0.00</b>
211. Beginning Balance	0.00	0.00
212. Sub-Total	0.00	0.00
213. Less Credits	0.00	0.00
<b>214. Ending Balance</b>	<b>\$0.00</b>	<b>\$0.00</b>



**Lenawee**

**Year Ended - 2022**

**Start: 01/01/2022 End: 12/31/2022**

**SCHEDULE OF CAPITAL OUTLAY**

215. Land and Improvements (971 - 974)	\$0.00
216. Buildings (975)	107,418.69
217. Equipment Road (976, 981)	1,259,764.79
218. Equipment Shop (977)	0.00
219. Equipment Engineers (978)	0.00
220. Equipment - Yard and Storage (979)	0.00
221. Equipment Office (980)	0.00
222. Depletable Assets (987)	0.00
223. Total Capital Outlay:	<u>\$1,367,183.48</u>

	<u>Primary</u>	<u>Local</u>	<u>County</u>	<u>Total</u>
224. Total Capital Outlay:	615,232.57	601,560.73	150,390.18	1,367,183.48
225. Less: Equipment Retirements 689	0.00	0.00	0.00	0.00
226. Sub-total	615,232.57	601,560.73	150,390.18	1,367,183.48
227. Less: Depreciation and Depletion 968	(1,033,266.49)	(1,010,305.01)	(252,576.25)	(2,296,147.75)
228. Net Capital Outlay Expenditure	<u>\$(418,033.92)</u>	<u>\$(408,744.28)</u>	<u>\$(102,186.07)</u>	<u>\$(928,964.27)</u>

**DISTRIBUTION OF GAIN OR LOSS ON DISPOSAL OF ASSETS**

	<u>Primary</u>	<u>Local</u>	<u>County</u>	<u>Total</u>
229. Beginning Capital Asset Balance				
Prior Year's Report (Pg. 3)	4,430,275.20	4,331,824.64	1,082,956.16	9,845,056.00
230. Percentage of Total	45.00 %	44.00 %	11.00 %	100.00 %
231. Gain or (loss) on disposal of assets 693	0.00	0.00	0.00	0.00

Lenawee

Year Ended - 2022

Start: 01/01/2022 End: 12/31/2022

**PRESERVATION EXPENDITURES - 90% OF MTF RETURNS**

(For Compliance with Section 12(16) of Act 51)

	<b>Primary Road Fund</b>	<b>Local Road Fund</b>	<b>Total</b>
232. Michigan Transportation Fund (MTF) Returns			<u>\$13,601,598.14</u>
<b>DEDUCTIONS</b>			
233. Administrative Expense (from Page 6 Expenditures)			<u>858,813.71</u>
234. Total Capital Outlay (from Page 13)			<u>1,367,183.48</u>
235. Debt Principal Payment (from Page 6 Expenditures)			<u>0.00</u>
236. Interest Expense (from Page 6 Expenditures)			<u>0.00</u>
236 a. Total Deductions			<u>2,225,997.19</u>
236 b. Adjusted MTF Returns			<u>11,375,600.95</u>
237. Preser - Struct Imp (from Page 6 Expenditures)	<u>\$9,583,874.26</u>	<u>\$4,156,874.15</u>	<u>13,740,748.41</u>
238. Routine Maintenance (from Page 6 Expenditures)	<u>3,224,678.70</u>	<u>4,306,427.35</u>	<u>7,531,106.05</u>
239. Less Federal Aid for Preser - Struct Imp	<u>0.00</u>	<u>0.00</u>	<u>0.00</u>
240. TOTAL RD EXPENSE (Excluding Fed Aid)	<u>12,808,552.96</u>	<u>8,463,301.50</u>	<u>21,271,854.46</u>
241. 90% of Adjusted MTF Returns			<u>10,238,040.86</u>

Lenawee

Year Ended - 2022

Start: 01/01/2022 End: 12/31/2022

**TEN YEARS OF QUALIFIED EXPENDITURES  
FOR NON MOTORIZED IMPROVEMENTS**  
(for Compliance with Section 10K of Act 51)

<b>Fiscal Year</b>	<u>2013</u>	<u>2014</u>	<u>2015</u>	<u>2016</u>	<u>2017</u>
<b>Expenditures (\$)</b>	<u>0.00</u>	<u>408,038.00</u>	<u>0.00</u>	<u>27,854.00</u>	<u>6,270.39</u>
<b>Fiscal Year</b>	<u>2018</u>	<u>2019</u>	<u>2020</u>	<u>2021</u>	<u>2022</u>
<b>Expenditures (\$)</b>	<u>31,773.37</u>	<u>725,247.76</u>	<u>139,572.86</u>	<u>43,759.34</u>	<u>1,337,426.45</u>
				<b>242. TOTAL</b>	<u>\$2,719,942.17</u>

Total must equal or exceed 1% of your Fiscal Year MTF returns multiplied by 10

$$\underline{3,601,598.14} \times .10 = \underline{1,360,159.81}$$

Lenawee

Year Ended - 2022

Start: 01/01/2022 End: 12/31/2022

INDIRECT EQUIPMENT AND STORAGE EXPENSE  
Activity 511

Account Number	Account Name	Amount Recorded
707	Wages - Shop and Garage	\$644,893.05
712-724	Fringe Benefits - Shop Employees	0.00
721	Drug Testing	1,246.26
728	Office Supplies - Shop	26,480.35
731	Janitor Supplies - Shop	9,745.45
733	Welding Supplies	10,963.64
734	Safety Supplies - Shop	3,308.87
736	Tire Shop Supplies	9,434.83
737	Shop Supplies	112,231.60
791	Equipment Material/Parts Inventory Adjustment	0.00
801	Contractual Services - Shop	0.00
805	Health Services	0.00
806	Laundry Services	0.00
807	Data Processing - Shop	0.00
810	Education Expense - Shop	0.00
850-859	Communications - Shop	4,320.45
861	Travel and Mileage - Shop Employees	91.84
862	Freight Costs	9,030.81
875	Insurance - Shop Buildings	27,288.02
876	Insurance - Boiler and Machine	0.00
878	Insurance - Fleet	47,492.73
883	Insurance - Underground Tank	0.00
921-923	Utilities - Shop and Storage Buildings	92,652.73
931	Buildings Repairs and Maintenance	35,644.39
932	Yard and Storage Repairs and Maintenance	10,898.70
933	Shop Equipment Repairs and Maintenance	0.00
934	Office Equipment Repairs and Maintenance	0.00
941	Equipment Rental - Shop Pickup/Wrecker	151,049.88
944-947	Underground Storage Tank Expense	238.00
956	Safety Expense - Shop	15,814.64
968	Depreciation - Shop Building	127,929.28
968	Depreciation - Storage Building	0.00
968	Depreciation - Shop Equipment	6,242.33
968	Depreciation - Stockroom Expense	0.00
707	Other:	13,396.55
	<b>243. TOTAL</b>	<b>\$1,360,394.40</b>

**Lenawee**

**Year Ended - 2022**

**Start:** 01/01/2022 **End:** 12/31/2022

**ADMINISTRATIVE EXPENSE SCHEDULE AND ALLOCATION**

(for Compliance with Section 14(4) of Act 51)

<b>Account Number</b>	<b>Account Name</b>	<b>Amount Recorded</b>
703-708	Salaries and Wages	\$613,731.86
709-714	Administrative Leave	0.00
724	Fringe Benefits	2,623.14
727	Postage	1,710.96
728	Office Supplies	11,445.30
730	Dues and Subscriptions	19,383.16
801	Contractual Services	7,206.09
803	Legal Services	44,210.00
804	Auditing and Accounting Services	11,000.00
807	Data Processing	33,173.85
810	Education	3,432.00
850-853	Communications	28,233.74
861	Travel and Mileage	30,463.44
862	Freight	275.43
873	Public Relations	0.00
874	Advertising	2,691.80
875	Insurance - Building and Contents	1,600.00
876	Insurance - Boiler and Machinery	0.00
877	Insurance - Bonds	0.00
880	Insurance - Umbrella	0.00
881	Insurance - Errors and Omissions	0.00
882	Insurance - General Liability	0.00
920-923	Utilities	0.00
931	Building Repair/Maintenance	0.00
934	Office Equipment Repair/Maintenance	399.28
942	Building Rental	0.00
955-956	Miscellaneous	4,059.74
966-967	Overhead	0.00
968	Depreciation - Buildings	0.00
968	Depreciation - Engineering Equipment	0.00
968	Depreciation - Office Equipment and Furniture	2,261.90
	Other:	45,518.83
	<b>244. TOTAL</b>	<b>\$863,420.52</b>
<b>Less: Credits to Administrative Expense</b>		
<hr/>		
646	Handling Charges on Materials Sold	0.00
629	Overhead - State Trunkline Maintenance	0.00
691	Purchase Discounts	(4,606.81)
	Other:	0.00
	<b>Total Credits to Administrative Expense</b>	<b>\$(4,606.81)</b>
	<b>245. Net Administrative Expense</b>	<b>\$858,813.71</b>

**Lenawee**

**Year Ended - 2022**

**Start:** 01/01/2022 **End:** 12/31/2022

**Forest Road Report**

This information is required by Act 231, P.A. of 1987, as amended.

**Road Name**

**Location**

**Amount Spent (\$)**

**Project Type**

**246. Total**

**Lenawee**

**Year Ended - 2022**

**Start: 01/01/2022 End: 12/31/2022**

**CONSTRUCTION / CAPACITY IMPROVEMENTS / STRUCTURAL IMPROVEMENTS  
Summary**

**CONSTRUCTION / CAPACITY IMPROVEMENTS**

	Primary System		Local System	
	*Unit	Expenditures	*Unit	Expenditures
<b>ROADS</b>				
247. New Construction, New Location	0.00 mi.	x \$0.00	0.00 mi.	\$0.00
248. Widening	0.00 mi.	0.00	0.00 mi.	0.00
<b>BRIDGES</b>				
249. New Location	0.00 ea.	0.00	0.00 ea.	0.00
<b>250. TOTAL CONSTRUCTION/CAPACITY IMP</b>		<b>\$0.00</b>		<b>\$0.00</b>

**PRESERVATION - STRUCTURAL IMPROVEMENTS**

	Primary System		Local System	
	*Unit	Expenditures	*Unit	Expenditures
<b>ROADS</b>				
251. Reconstruction	11.97 mi.	x \$2,496,037.16	1.25 mi.	\$12,759.43
252. Resurfacing	46.34 mi.	3,630,238.56	16.19 mi.	2,941,388.57
253. Gravel Surfacing	0.00 mi.	0.00	38.97 mi.	1,202,726.15
254. Paving Gravel Roads	0.00 mi.	0.00	0.00 mi.	0.00
<b>SAFETY PROJECTS</b>				
255. Intersection Improvements	0.00 ea.	0.00	0.00 ea.	0.00
256. Railroad Crossing Improvements	0.00 ea.	0.00	0.00 ea.	0.00
257. Other	0.00 ea.	0.00	0.00 ea.	0.00
<b>MISCELLANEOUS</b>				
258. Roadside Parks	0.00 ea.	0.00	0.00 ea.	0.00
259. Other	0.00 ea.	0.00	0.00 ea.	0.00
260. Subtotals		6,126,275.72		4,156,874.15
<b>BRIDGES</b>				
261. Replacement	1.00 ea.	3,457,598.54	0.00 ea.	0.00
262. Recondition or Repair	0.00 ea.	0.00	0.00 ea.	0.00
263. Replace with Culvert	0.00 ea.	0.00	0.00 ea.	0.00
<b>264. Bridge Subtotals</b>		<b>3,457,598.54</b>		<b>0.00</b>
<b>265. TOTAL PRESERVATION - STRUCT IMP</b>		<b>\$9,583,874.26</b>		<b>\$4,156,874.15</b>

\*All Units are to be reported in the Fiscal Year that the project is opened for use.

**Lenawee**

**Year Ended - 2022**

**Start: 01/01/2022 End: 12/31/2022**

**SCHEDULE OF TOWNSHIP MILEAGE AND POPULATION**

Township	Local Roads			Primary Roads				
	Total Local (mi)	Local Urban (mi)	Funds Received (\$)	Total Primary (mi)	Primary Urban (mi)	Funds Received (\$)	Population Outside Municipalities	Funds Received (\$)
ADRIAN	59.35	23.14	247,577.57	28.04	11.05	258,613.91	6,401	136,597.34
BLISSFIELD	27.84	0.00	86,805.12	14.13	0.00	40,058.55	647	13,806.98
CAMBRIDGE	60.17	0.00	187,610.05	16.99	0.00	48,166.65	4,734	101,023.56
CLINTON	24.76	1.04	80,011.76	10.36	3.04	78,649.00	1,248	26,632.32
DEERFIELD	41.53	0.00	129,490.54	22.40	0.00	63,504.00	602	12,846.68
DOVER	47.89	0.00	149,321.02	16.09	0.00	45,615.15	1,507	32,159.38
FAIRFIELD	60.90	0.00	189,886.20	24.20	0.00	68,607.00	1,661	35,445.74
FRANKLIN	57.94	0.00	180,656.92	11.67	0.00	33,084.45	3,063	65,364.42
HUDSON	35.97	0.00	112,154.46	18.59	0.00	52,702.65	1,344	28,680.96
MACON	39.17	0.00	122,132.05	32.45	0.00	91,995.75	1,330	28,382.20
MADISON	41.54	14.64	169,079.00	24.11	11.64	257,036.26	8,439	180,088.26
MEDINA	51.07	0.00	159,236.26	34.19	0.00	96,928.65	1,115	23,794.10
OGDEN	55.83	0.00	174,077.95	28.35	0.00	80,372.25	913	19,483.42
PALMYRA	45.42	1.74	146,321.03	30.76	4.87	166,147.30	2,031	43,341.54
RAISIN	67.08	25.90	279,137.24	25.06	9.68	227,957.90	7,900	168,586.00
RIDGEWAY	45.58	0.00	142,118.45	15.01	0.00	42,553.35	998	21,297.32
RIGA	61.19	0.00	190,790.42	39.66	0.00	112,436.10	1,286	27,443.24
ROLLIN	48.24	0.00	150,412.33	29.37	0.00	83,263.95	2,748	58,642.32
ROME	46.86	0.00	146,109.48	25.48	0.00	72,235.80	1,824	38,924.16
SENECA	48.43	0.00	151,004.74	29.85	0.00	84,624.75	1,155	24,647.70
TECUMSEH	20.66	11.28	94,896.44	8.69	1.70	52,193.15	2,042	43,576.28
WOODSTOCK	49.09	0.00	153,062.62	9.85	0.00	27,924.75	2,898	61,843.32
<b>266. Totals</b>	<b>1,036.51</b>	<b>77.74</b>	<b>\$3,441,891.65</b>	<b>495.30</b>	<b>41.98</b>	<b>\$2,084,671.32</b>	<b>55,886</b>	<b>\$1,192,607.24</b>

Local Road Rate Per Mile	3118	Primary Road Rate Per Mile	2835
Local Urban Road Rate Per Mile	2702	Primary Urban Road Rate Per Mile	16210
Population Rate Per Capita	21.34		



**Lenawee**

**Year Ended - 2022**

**Start: 01/01/2022 End: 12/31/2022**

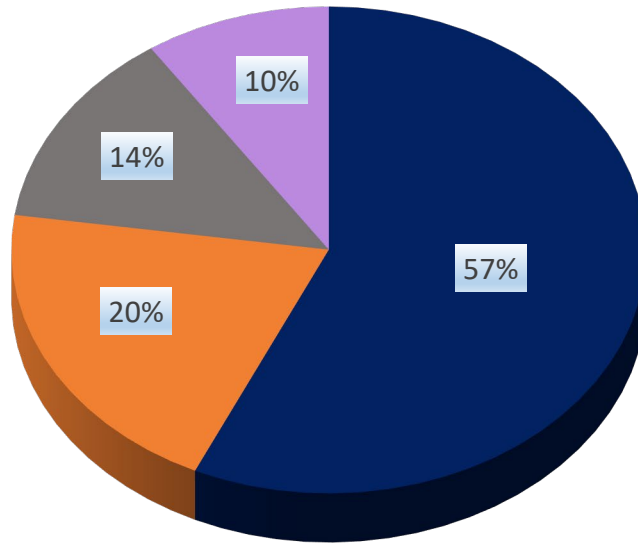
**SCHEDULE OF TOWNSHIP EXPENDITURES AND CONTRIBUTIONS  
Expenditures**

<b>Township</b>	<b>Construction/ Capacity Improvement (\$)</b>	<b>Preservation - Struct Improvement (\$)</b>	<b>Total (\$)</b>	<b>Township Contributions* (\$)</b>
ADRIAN	0.00	224,045.67	224,045.67	273,375.02
BLISSFIELD	0.00	243,955.47	243,955.47	211,282.78
CAMBRIDGE	0.00	201,447.80	201,447.80	250,103.68
CLINTON	0.00	52,100.24	52,100.24	123,014.55
DEERFIELD	0.00	257,277.81	257,277.81	217,643.49
DOVER	0.00	0.00	0.00	153,442.14
FAIRFIELD	0.00	169,569.87	169,569.87	141,535.50
FRANKLIN	0.00	0.00	0.00	110,318.84
HUDSON	0.00	0.00	0.00	96,574.58
MACON	0.00	53,732.17	53,732.17	101,869.70
MADISON	0.00	129,043.29	129,043.29	326,986.56
MEDINA	0.00	172,635.32	172,635.32	191,472.57
OGDEN	0.00	156,153.61	156,153.61	310,671.45
PALMYRA	0.00	149,166.52	149,166.52	176,651.01
RAISIN	0.00	756,898.10	756,898.10	750,995.06
RIDGEWAY	0.00	664,592.48	664,592.48	655,277.67
RIGA	0.00	292,366.78	292,366.78	176,948.72
ROLLIN	0.00	226,723.34	226,723.34	204,428.91
ROME	0.00	216,998.83	216,998.83	166,428.90
SENECA	0.00	14,219.45	14,219.45	67,095.61
TECUMSEH	0.00	20,068.03	20,068.03	52,113.15
WOODSTOCK	0.00	155,879.37	155,879.37	108,845.35
<b>267. Totals</b>	<b>\$0.00</b>	<b>\$4,156,874.15</b>	<b>\$4,156,874.15</b>	<b>\$4,867,075.24</b>

\*The Township Contributions Totals and the Funds expended for Construction and Preservation amount may not balance. The Township Contributions list all funds contributed by each township and will balance back to the amount reported on the Statement of Revenues, Line 74, Township Contributions.

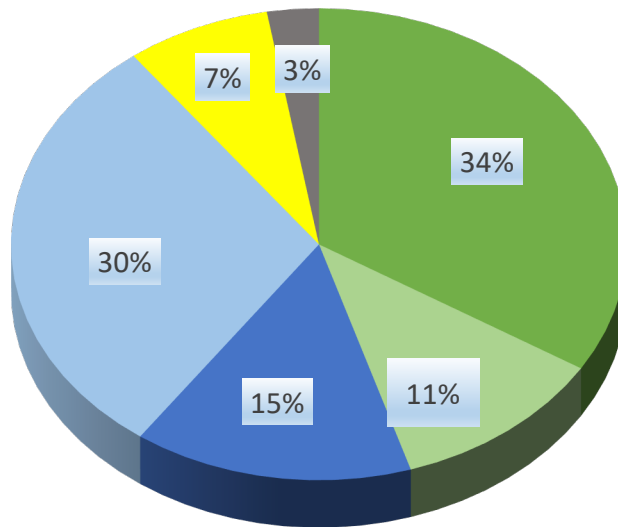
The total funds expended are for Construction and Preservation only. They do not contain funds expended for Routine Preventative Maintenance.

## Revenues 2022



■ MTF    
 ■ Township Contributions    
 ■ Federal/State Aid    
 ■ Other Revenue

## Expenditures 2022



■ Primary Preservation - Structural Imp    
 ■ Primary Maintenance  
■ Local Preservation - Structural Imp    
 ■ Local Maintenance  
■ Capital Outlay/Equipment & Admin Exp    
 ■ City and Villages

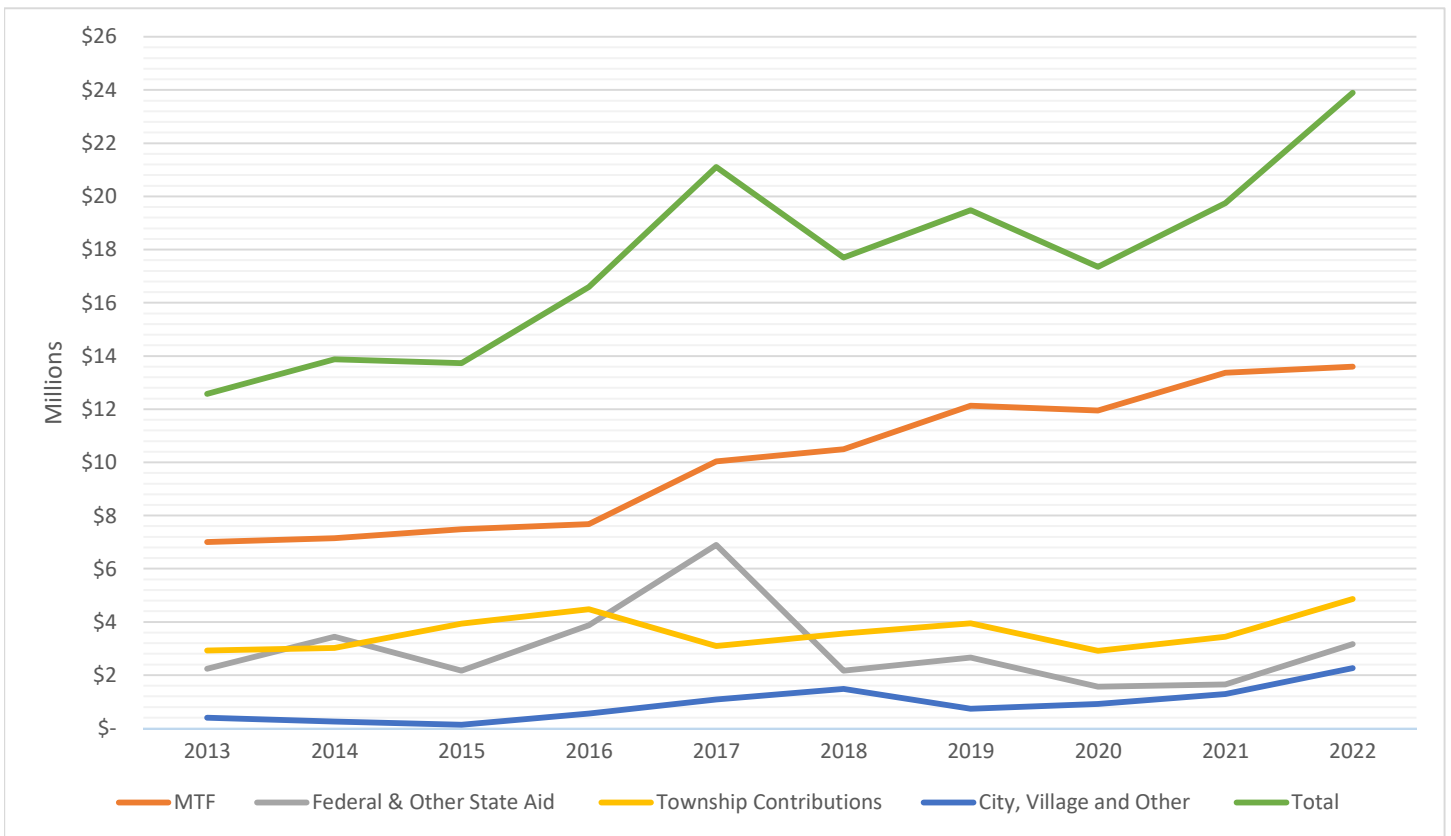


**EQUIPMENT FUND  
2022**

<b>Date</b>	<b>Description of Activity or Purchase</b>	<b>Purchased EQ/Land/Office</b>
01/24/2022	2012 Freightliner Single Axle Tar Distributor 910193	\$ 65,000.00
07/14/1905	Adrian Fencing - 210003	\$ 23,673.69
03/14/2022	2022 Trail King Trailer - 920872	\$ 185,460.00
02/02/2022	2022 Stihl Chain Saw - 960755	\$ 600.00
02/01/2022	2022 Stihl Chain Saw - 960756	\$ 808.00
02/01/2022	2022 Stihl Chain Saw - 960757	\$ 808.00
02/01/2022	2022 Stihl Chain Saw - 960758	\$ 1,192.00
02/07/2022	2022 Ferris 61" Zero Turn Mower w/ Bagger - 960777	\$ 13,899.00
04/05/2022	2022 Komatsu D39EX-24 Dozer - 930702	\$ 149,134.81
04/05/2022	2023 Western Star Tandem Scraper w/9' wing - 910200(chassis only)	\$ 136,691.00
04/05/2022	2023 Western Star Tandem Scraper w/9' wing - 910201(chassis only)	\$ 136,691.00
08/18/2022	2022 Wanco Portable Message Board - 960111	\$ 17,180.00
08/18/2022	2022 Wanco Portable Message Board - 960112	\$ 17,180.00
08/02/2022	Rebuilt Engine for 930797	\$ 8,900.00
09/01/2022	New Roof - Cold Storage Treat Hwy - ADR013	\$ 32,657.00
09/01/2022	New Roof - Sanford Barn WOO005	\$ 51,088.00
09/16/2022	2023 Western Star Tandem Scraper w/9' wing - 910200	\$ 147,283.00
09/23/2022	2023 Western Star Tandem Scraper w/9' wing - 910201	\$ 90,309.00
09/23/2022	2022 Monroe Underbody scraper - 980440	\$ 14,850.00
09/23/2022	2022 Monroe Spreader - 980646	\$ 26,577.00
09/23/2022	2022 Monroe 9' wing plows - 980916	\$ 15,547.00
10/21/2022	2022 Ford F550 Chassis - 900182	\$ 52,864.00
11/02/2022	2022 Ford F550 Body & EQ - 900182	\$ 52,475.00
11/02/2022	2022 Felling FT-45-2LP Tandem Axle Trailer - 920822	\$ 33,120.98
12/08/2022	2023 Freightliner 108SD Sign Truck - 910112 (Chassis only )	\$ 93,195.00
		\$ 1,367,183.48

# Ten Year Revenue History

	<u>MTF</u>	<u>Federal &amp; Other State Aid</u>	<u>Township Contributions</u>	<u>City, Village and Other</u>	<u>Total</u>	<u>Township Contributions as % of MTF</u>
2013	\$ 7,006,759.00	\$ 2,242,861.00	\$ 2,924,999.00	\$ 404,646.00	\$ 12,579,265.00	42%
2014	\$ 7,144,012.00	\$ 3,446,825.00	\$ 3,025,202.00	\$ 253,978.00	\$ 13,870,017.00	42%
2015	\$ 7,488,138.00	\$ 2,164,353.00	\$ 3,936,892.00	\$ 137,530.00	\$ 13,726,913.00	53%
2016	\$ 7,674,382.00	\$ 3,876,495.00	\$ 4,481,210.00	\$ 559,123.00	\$ 16,591,210.00	58%
2017	\$ 10,038,435.35	\$ 6,895,424.59	\$ 3,089,844.68	\$ 1,081,466.36	\$ 21,105,170.98	31%
2018	\$ 10,490,950.52	\$ 2,166,215.59	\$ 3,562,602.81	\$ 1,479,684.31	\$ 17,699,453.23	34%
2019	\$ 12,132,800.05	\$ 2,658,436.29	\$ 3,954,024.20	\$ 736,933.15	\$ 19,482,193.69	33%
2020	\$ 11,954,833.48	\$ 1,561,828.10	\$ 2,919,694.64	\$ 920,594.81	\$ 17,356,951.03	24%
2021	\$ 13,370,515.08	\$ 1,648,408.37	\$ 3,438,903.16	\$ 1,286,182.93	\$ 19,744,009.54	26%
2022	\$ 13,601,598.14	\$ 3,165,967.99	\$ 4,867,075.24	\$ 2,262,914.33	\$ 23,897,555.70	36%



# TOWNSHIP PROJECT CONTRIBUTION HISTORY

## (2018-2022)

TOWNSHIP	5 YEAR AVERAGE CONTRIBUTION PER YEAR	5 YEAR AVERAGE CONTRIBUTION PER MILE	5 YEAR AVERAGE PER CAPITA PER YEAR
WOODSTOCK	\$105,760	\$2,154	\$36
CAMBRIDGE	\$191,047	\$3,177	\$40
FRANKLIN	\$166,001	\$2,865	\$54
CLINTON	\$103,567	\$4,183	\$83
TECUMSEH	\$70,562	\$3,415	\$35
MACON	\$101,753	\$2,598	\$77
ROLLIN	\$230,872	\$4,786	\$84
ROME	\$93,709	\$2,000	\$51
ADRIAN	\$285,736	\$4,814	\$45
RAISIN	\$394,564	\$5,882	\$50
RIDGEWAY	\$232,034	\$5,091	\$232
HUDSON	\$103,737	\$2,884	\$77
DOVER	\$183,450	\$3,831	\$122
MADISON	\$248,067	\$5,972	\$29
PALMYRA	\$143,087	\$3,150	\$70
BLISSFIELD	\$148,321	\$5,239	\$229
DEERFIELD	\$127,151	\$3,062	\$211
MEDINA	\$206,099	\$4,036	\$185
SENECA	\$98,009	\$2,025	\$85
FAIRFIELD	\$145,155	\$2,383	\$87
OGDEN	\$201,445	\$3,608	\$221
RIGA	\$167,163	\$2,476	\$130
<b>TOTAL</b>	<b>\$3,747,286</b>	<b>\$3,592</b>	<b>\$67</b>

# 2022 Facts and Figures


## Certified Miles

Total Miles 1,531.81

Total Paved Miles 890.25

Total Gravel Miles 641.56

Township	Primary Miles	Local Miles
Adrian	28.04	59.35
Blissfield	14.13	27.84
Cambridge	16.99	60.17
Clinton	10.36	24.76
Deerfield	22.40	41.53
Dover	16.09	47.89
Fairfield	24.20	60.90
Franklin	11.67	57.94
Hudson	18.59	35.97
Macon	32.45	39.17
Madison	24.11	41.54
Medina	34.19	51.07
Ogden	28.35	55.83
Palmyra	30.76	45.42
Raisin	25.06	67.08
Ridgeway	15.01	45.58
Riga	39.66	61.19
Rollin	29.37	48.24
Rome	25.48	46.86
Seneca	29.85	48.43
Tecumseh	8.69	20.66
Woodstock	9.85	49.09
<b>Total Primary Miles</b>	<b>495.30</b>	
<b>Total Local Miles</b>		<b>1,036.51</b>



Managing Director: Scott Merillat, P.E.

• 66 Employees

## County Bridge System (>20 Ft. Span)

Total Bridges	179
Weight Restricted Bridges	12
Closed Bridges	5

## Culverts (6 ft. to 20' Span)

Primary	142
Local	240

## Signs

Stop Signs	1,904
Total Number of Signs	11,586

## Project Summary 2022

Miles of Primary Roads Paved	22.57
Miles of Primary Roads Chip Sealed	70.24
Miles of Primary Roads Regraveled	4.07
Miles of Local Roads Paved	13.09
Miles of Local Roads Chip Sealed	48.60
Miles of Local Roads Regraveled	67.59
Bridges Replaced	1
Bridges Rehabilitated	1
Culverts Installed	39
Total Projects Managed by LCRC	209



## 2022 Material for Asphalt, Winter Maintenance and Fuel

### Asphalt

Plant Operation	55 Days
Primary Projects	28,881 Tons
Local Projects	26,441 Tons
<b>Total</b>	<b>55,322</b>

### Cold Patch

Primary Maintenance	108 Tons
Local Maintenance	172 Tons
<b>Total</b>	<b>279</b>

### Winter Maintenance

Primary Salt/Sand	4,510 Tons
Local Salt/Sand	2,866 Tons
<b>Total</b>	<b>7,376</b>

### Fuel

Gasoline	23,871 Gallons
Diesel	242,068 Gallons
<b>Total</b>	<b>265,938</b>



# 2022 LOCAL ROAD IMPROVEMENTS

TOWNSHIP	TOWNSHIP CONTRIBUTION	LCRC CONTRIBUTION	TOTAL
WOODSTOCK	\$108,845	\$47,034	\$155,879
CAMBRIDGE	\$250,104	\$83,714	\$333,818
FRANKLIN	\$110,319	\$20,631	\$130,950
CLINTON	\$123,015	\$24,317	\$147,331
TECUMSEH	\$52,113	\$19,795	\$71,908
MACON	\$101,870	\$44,216	\$146,086
ROLLIN	\$204,429	\$50,063	\$254,492
ROME	\$166,429	\$44,897	\$211,326
ADRIAN	\$273,375	\$70,236	\$343,611
RAISIN	\$750,995	\$169,220	\$920,215
RIDGEWAY	\$655,278	\$43,671	\$698,949
HUDSON	\$96,575	\$34,463	\$131,038
DOVER	\$153,442	\$1,985	\$155,427
MADISON	\$326,987	\$51,818	\$378,805
PALMYRA	\$176,651	\$44,950	\$221,601
BLISSFIELD	\$211,283	\$46,453	\$257,736
DEERFIELD	\$217,643	\$55,746	\$273,389
MEDINA	\$191,473	\$55,235	\$246,707
SENECA	\$67,096	\$42,911	\$110,007
FAIRFIELD	\$141,536	\$59,654	\$201,189
OGDEN	\$310,671	\$88,563	\$399,234
RIGA	\$176,949	\$64,692	\$241,641
<b>TOTAL</b>	<b>\$4,867,075</b>	<b>\$1,164,265</b>	<b>\$6,031,340</b>



**Adrian Township**

Project	Location	Limits	Description	Township Cost	LCRC Match
222301	Randolph Hwy	Moore Rd to Emery Rd	Culvert Replacements - 36" x 44' & 48" x 36'	\$ 5,589.89	\$ 5,589.91
222303	Wisner Hwy	at Shepherd Rd	24" Culvert Replacement	\$ 1,111.38	\$ 1,111.39
222305	Teachout Rd	Townline Hwy to Beebe Hwy	Shoulder Removal & 4" 411 Limestone	\$ 48,990.57	
222307	Wisner Hwy	Shepherd Rd to Moore Rd	Shoulder Removal & 4" Processed Gravel	\$ 39,349.85	\$ 14,904.26
222309	Teachout Rd	Pentecost Hwy to gravel	Crackfill, Chip Seal & Fog Seal	\$ 3,039.61	
222311	Tipton Hwy	Country Club Rd to Hunt Rd	Crackfill, Chip Seal & Fog Seal	\$ 13,421.15	\$ 10,888.95
222313	Lenawee Hills Hwy	Wolf Creek Hwy to Hunt Rd	Crackfill, Chip Seal & Fog Seal	\$ 9,131.75	\$ 6,844.60
222315	Moore Rd	off M-52	Crackfill, Chip Seal & Fog Seal	\$ 13,735.21	\$ 10,224.72
222317	Teachout Rd	off Pentecost Hwy	Crackfill, Chip Seal & Fog Seal	\$ 2,459.83	\$ 2,040.71
222319	Carson Hwy	Bent Oak Hwy to Valley Rd	Crackfill, Chip Seal & Fog Seal	\$ 16,089.92	\$ 11,960.78
222321	Whig Hwy	US-223 to Township Line	Shoulder Removal & 2" 411 Limestone	\$ 14,827.77	
222323	Forrister Rd	Pfister Hwy to Townline Hwy	Shoulder Removal & 2" 411 Limestone	\$ 34,934.40	
222325	Moore Rd	Tipton Hwy to Knight Hwy	Shoulder Removal & 4" Processed Gravel	\$ 27,756.49	
222327	Moore Rd	Tipton Hwy to Bent Oak Hwy	Shoulder Removal & 4" Processed Gravel	\$ 42,549.24	
<b>Total</b>				<b>\$ 272,987.05</b>	<b>\$ 63,565.32</b>

LCRC Match Program Summary

Road Resurfacing	\$ 56,864.02
Culverts > 18"	\$ 6,701.30
Cost Beyond Estimate	\$ 6,670.86
<b>Total</b>	<b>\$ 70,236.18</b>

**Blissfield Township**

Project	Location	Limits	Description	Township Cost	LCRC Match
223505	McMahon Rd	Blissfield Hwy to Township Line	Asphalt Paving	\$ 152,758.74	\$ 14,147.86
223507	Bleasner Hwy	Forche Rd to Township Line	Shoulder Removal & 1" 411 Limestone	\$ 8,345.13	
223509	Wellsville Hwy	at Laberde	103" x 71" Reformed Culvert	\$ 6,455.25	\$ 6,455.25
223511	Wellsville Hwy	Laberde Rd to Township Line	Asphalt Wedge, Chip Seal & Fog Seal	-	
223513	Garno Rd	Blissfield Hwy to Township Line	Chip Seal & Fog Seal	\$ 10,200.54	\$ 9,863.29
223515	Driggs Hwy	Wellsville Hwy to Village Limits	Underseal & Asphalt Overlay	\$ 33,523.12	\$ 3,112.87
<b>Total</b>				<b>\$ 211,282.78</b>	<b>\$ 33,579.27</b>

LCRC Match Program Summary

Road Resurfacing	\$ 27,124.00
Culverts > 18"	\$ 6,455.25
Cost Beyond Estimate	\$ 12,873.62
<b>Total</b>	<b>\$ 46,452.87</b>

**Cambridge Township**

Project	Location	Limits	Description	Township Cost	LCRC Match
221203	Brooks Hwy	Teachout Rd to Slee Rd	Shoulder Removal & 4" Processed Gravel	\$ 24,526.80	\$ 1,351.73
221205	Stephenson Rd	Springville Hwy to Onsted Hwy	Underseal & Asphalt Overlay	\$ 139,305.38	\$ 35,992.79
221207	N. Side of Loch Erin	Kingsley, Donegal, Norfolk, Cork Lane, Surrey, Sussex, Kerry, Kent, Clare, Mayo	Crackfill, Chip Seal & Fog Seal	\$ 59,874.39	\$ 20,295.50
222205	Teachout Rd	Springville Hwy to Townline Hwy	Shoulder Removal & 4" Processed Gravel	\$ 26,397.11	
<b>Total</b>				<b>\$ 250,103.68</b>	<b>\$ 57,640.02</b>

LCRC Match Program Summary

Road Resurfacing	\$ 57,640.02
Culverts > 18"	\$ -
Cost Beyond Estimate	\$ 26,073.81
<b>Total</b>	<b>\$ 83,713.83</b>

**Clinton Township**

*Split with Franklin Twp*

Project	Location	Limits	Description	Township Cost	LCRC Match
221303	N. Adrian Hwy	Taylor Rd to US-12	Crackfill	\$ 3,162.00	
221401	McComb Ct	off Eccles Rd	Underseal & Asphalt Overlay	\$ 34,356.76	\$ 5,742.00
221403	Billmyer Hwy	Pennington Rd to Clinton Macon Rd	Chip Seal & Fog Seal	\$ 12,722.48	\$ 7,889.60
221405	Kehoe Rd	Murphy Hwy to Sutfin Hwy	2" 411 Limestone	\$ 24,954.13	
221407	Sheridan Rd	US-12 to Township Line	Shoulder Removal & 4" Processed Gravel	\$ 12,001.48	
221409	Post Oaks Subdivision	off Tecumseh Clinton	Crackfill, Chip Seal & Fog Seal	\$ 9,636.96	\$ 6,851.90
221411	Deer Point Subdivision	off Tecumseh Clinton	Crackfill, Chip Seal & Fog Seal	\$ 9,736.54	\$ 3,239.52
221413	Any Local Gravel Road	Any Local Gravel Road	1000 ton Spot Patch 411 Limestone	\$ 16,444.20	
<b>Total</b>				<b>\$ 123,014.55</b>	<b>\$ 23,723.02</b>

LCRC Match Program Summary

Road Resurfacing	\$ 23,723.02
Culverts > 18"	-
Cost Beyond Estimate	-
<b>Total</b>	<b>\$ 23,723.02</b>

**Deerfield Township**

Project	Location	Limits	Description	Township Cost	LCRC Match
213607	McMahon Rd	Piotter Hwy to Blissfield Hwy	Re-Build completion work (Shoulder Replacement, Grass Seed, Fertilizer)	\$ 12,759.43	
223507	Bleasner Hwy	Forche Rd to Township Line	Shoulder Removal & 1" 411 Limestone	\$ 8,345.13	
223601	McMahon Rd	Piotter Hwy to Township Line	Asphalt Paving	\$ 188,772.48	\$ 39,790.00
223603	Laberde Rd	Piotter Hwy to Bucholtz Hwy	Shoulder Removal	\$ 7,766.45	
<b>Total</b>				<b>\$ 217,643.49</b>	<b>\$ 39,790.00</b>

LCRC Match Program Summary

Road Resurfacing	\$ 39,790.00
Culverts > 18"	-
Cost Beyond Estimate	-
<b>Total</b>	<b>\$ 39,790.00</b>

**Dover Township**

Project	Location	Limits	Description	Township Cost	LCRC Match
223201	Wheeler Hwy	M-34 to Cadmus Rd	Fill Swamp 500 ton Limestone, Shoulder Removal & 2" 411 Limestone	\$ 32,821.04	
223203	Haley Rd	Whaley Hwy to .5 mile east	Pulverize Existing Gravel & 2" 411 Limestone	\$ 15,040.94	
223205	Cadmus Rd	Wheeler Hwy to Village Limits	Shoulder Removal & 2" 411 Limestone	\$ 14,659.06	\$ 1,183.20
223207	Any Local Gravel Road	Any Local Gravel Road	2000 Ton Spot Patch 411 Limestone	\$ 29,822.98	
223209	Whig Hwy	M-34 to Township Line	2" 411 Limestone	\$ 9,505.70	
223211	Sword Hwy	Gorman Rd to Bryant Rd	2" 411 Limestone	\$ 11,809.36	
<b>Total</b>				<b>\$ 113,659.08</b>	<b>\$ 1,183.20</b>

LCRC Match Program Summary

Road Resurfacing	\$ 47,067.20	(Payment for 2018 Demings Lake Rd project)
Culverts > 18"	-	
Cost Beyond Estimate	-	
<b>Total</b>	<b>\$ 47,067.20</b>	

### Fairfield Township

Project	Location	Limits	Description	Township Cost	LCRC Match
223303	Bryant Rd	Sand Creek Hwy to Township Line	Crackfill, Chip Seal & Fog Seal	\$ 10,517.30	
224303	Treat Hwy	Horton Rd to Fike Rd	Underseal & Asphalt Overlay	\$ 36,593.47	\$ 30,608.68
224305	Packard Rd & Arnold Bridge	Bridge Decks	Chip Seal & Fog Seal	\$ 6,495.87	
224307	Ridgeville & Arnold Bridge	Bridge Decks	Asphalt Overlay	\$ 4,556.89	
224309	Arnold Hwy	Mulberry Rd to Woerner Rd	2" 411 Limestone	\$ 27,740.31	\$ 27,740.32
224311	Any Local Gravel Road	Any Local Gravel Road	1500 ton Spot Patch 411 Limestone	\$ 21,712.38	
224313	Horton Rd	Sand Creek Hwy to Lyons Hwy	Crackfill	\$ 4,200.00	
224315	Sand Creek Hwy	Weston Rd to Ridgeville Rd	Crackfill	\$ 4,200.00	
224317	Village of Jasper	Village Limits	Crackfill	\$ 7,182.00	
224319	Horton Rd	Morse Hwy to Fairfield Rd	Crackfill	\$ 1,728.00	
224321	Mulberry Rd	Sand Creek Hwy to Lyons Hwy	30" Culvert Replacement	\$ 1,304.95	\$ 1,304.95
<b>Total</b>				<b>\$ 126,231.17</b>	<b>\$ 59,653.95</b>

#### LCRC Match Program Summary

Road Resurfacing	\$ 58,349.00
Culverts > 18"	\$ 1,304.95
Cost Beyond Estimate	\$ -
<b>Total</b>	<b>\$ 59,653.95</b>

### Franklin Township

Project	Location	Limits	Description	Township Cost	LCRC Match
221303	N. Adrian Hwy	Taylor Rd to US-12	Crackfill Only	\$ 3,162.00	
221305	Any Local Gravel Road	Any Local Gravel Road	2000 Ton Spot Patch 411 Limestone	\$ 31,688.39	
221307	Coller Hwy	Tripp Rd to US-12	Crackfill Only	\$ 3,600.00	
221309	Highland Dr	Tripp Rd to Breyman Hwy	Crackfill, Chip Seal & Fog Seal	\$ 5,676.72	\$ 5,676.73
221311	Munger Rd	Tipton Hwy to Beebe Hwy	Shoulder Removal & 2" 411 Limestone	\$ 14,161.53	\$ 14,161.54
222305	Teachout Rd	Townline Hwy to Beebe Hwy	Shoulder Removal & 4" 411 Limestone	\$ 48,990.58	
222309	Teachout Rd	Pentecost Hwy to gravel	Crackfill, Chip Seal & Fog Seal	\$ 3,039.62	
<b>Total</b>				<b>\$ 110,318.83</b>	<b>\$ 19,838.27</b>

#### LCRC Match Program Summary

Road Resurfacing	\$ 19,838.27
Culverts > 18"	\$ -
Cost Beyond Estimate	\$ 793.16
<b>Total</b>	<b>\$ 20,631.43</b>

### Hudson Township

Project	Location	Limits	Description	Township Cost	LCRC Match
222115	Plank Rd	Rollin Hwy to Pavement	Shoulder Removal & 4" Processed Gravel	\$ 11,246.22	
223101	Maple Grove Hwy	off Beecher Rd	Chip Seal & Fog Seal	\$ -	
223103	Cadmus Rd	Posey Lake Hwy to Village Limits	Shoulder Removal & 2" 411 Limestone	\$ 32,359.32	\$ 31,049.93
223105	Dowling Hwy	Beecher Rd to Cadmus Rd	Shoulder Removal & 2" 411 Limestone	\$ 26,085.04	\$ 1,422.91
223107	Lowe Rd	Munson Hwy to Dillon Hwy	Shoulder Removal & 2" 411 Limestone	\$ 26,884.00	\$ 1,990.16
<b>Total</b>				<b>\$ 96,574.58</b>	<b>\$ 34,463.00</b>

#### LCRC Match Program Summary

Road Resurfacing	\$ 34,463.00
Culverts > 18"	\$ -
Cost Beyond Estimate	\$ -
<b>Total</b>	<b>\$ 34,463.00</b>

**Macon Township**

Project	Location	Limits	Description	Township Cost	LCRC Match
221601	Any Local Gravel Road	Any Local Gravel Road	500 ton Spot Patch 411 Limestone	\$ 7,458.00	
221603	Shaw Hwy	Pennington Rd to Township Line	2" Processed Gravel	\$ 24,666.49	\$ 24,666.50
221605	Teufel Hwy	Hack Rd to Clinton Macon Rd	2" Processed Gravel	\$ 7,851.97	\$ 7,851.98
221607	Hack Rd	Mills Macon to Britton	Shoulder Removal, Tile & 4" Processed Gravel	\$ 48,721.64	\$ 5,010.53
221609	Hack Rd	at Hack Rd	42" Culvert Replacement	\$ 4,926.60	\$ 4,926.60
221611	Pennington Rd	Macon Hwy to Township Line	Crackfill	\$ 8,245.00	
<b>Total</b>				<b>\$ 101,869.70</b>	<b>\$ 42,455.61</b>

LCRC Match Program Summary

Road Resurfacing	\$ 37,529.01
Culverts > 18"	\$ 4,926.60
Cost Beyond Estimate	\$ 1,760.29
	<b>\$ 44,215.90</b>

**Madison Township**

Project	Location	Limits	Description	Township Cost	LCRC Match
223209	Whig Hwy	M-34 to Township Line	2" 411 Limestone	\$ 9,505.71	
223303	Bryant Rd	Sand Creek Hwy to Township Line	Crackfill, Chip Seal & Fog Seal	\$ 10,517.30	
223305	Bailey Hwy	Carleton Rd to Harwood Rd	2" 411 Limestone	\$ 71,100.60	
223307	Country Side Farms	off Treat Hwy	Crackfill, Chip Seal & Fog Seal	\$ 14,857.56	\$ 10,040.36
223309	Shady Lane	off Treat Hwy	Crackfill, Chip Seal & Fog Seal	\$ 2,818.75	\$ 2,803.61
223311	McPhail Dr	off Treat Hwy	Crackfill, Chip Seal & Fog Seal	\$ 2,309.16	\$ 2,290.81
223313	Gier Rd	M-52 to Treat Hwy	Crackfill, Chip Seal & Fog Seal	\$ 16,322.22	\$ 15,724.24
223315	Shumway Rd	off M-52	Asphalt Wedge, Crackfill, Chip Seal & Fog Seal	\$ 15,982.64	\$ 8,940.99
223317	Bailey Hwy	Gier Rd to curve	Asphalt Overlay	\$ 51,877.07	
223319	Prairie Dr	off Baldwin Hwy	Underseal & Asphalt Overlay	\$ 40,224.43	
223321	Graham Hwy	Demings Lake Rd to Carleton Rd	Crackfill, Chip Seal & Fog Seal	\$ 56,072.44	
223323	Baldwin Hwy	Cadmus Rd to Carleton Rd	Crackfill, Chip Seal & Fog Seal	\$ 35,398.68	
<b>Total</b>				<b>\$ 326,986.56</b>	<b>\$ 39,800.01</b>

LCRC Match Program Summary

Road Resurfacing	\$ 39,800.01
Culverts > 18"	-
Cost Beyond Estimate	\$ 12,018.16
	<b>\$ 51,818.17</b>

**Medina Township**

Project	Location	Limits	Description	Township Cost	LCRC Match
224103	Ridgeville Rd	Ingall Hwy to Morey Hwy	Shoulder Removal & 4" Processed Gravel	\$ 51,022.35	\$ 35,745.76
224105	Wabash Rd	Ingall Hwy to Ranger Hwy	Shoulder Removal & 2" 411 Limestone	\$ 48,189.56	\$ 3,557.02
224107	Dillon Hwy	Packard Rd to Pavement	Shoulder Removal & 4" Processed Gravel	\$ 28,672.14	\$ 2,589.01
224109	Packard Rd	ngall Hwy to Pavement	4" Processed Gravel	\$ 41,998.37	
224111	Ranger Hwy	City Limits to Ohio Line	2" 411 Limestone	\$ 7,039.21	\$ 7,039.22
224113	Ridgeville Rd, Morey & Ranger Hwy, White Pine	Bridges & Railroad Approaches	Chip Seal	\$ 8,247.11	
224115	Dillon Hwy	at Packard Rd	48" Culvert Replacement	\$ 6,303.84	\$ 6,303.85
224117	Ranger Hwy	Lime Creek Rd	2" 411 Limestone	\$ -	
<b>Total</b>				<b>\$ 191,472.58</b>	<b>\$ 55,234.86</b>

LCRC Match Program Summary

Road Resurfacing	\$ 48,931.01
Culverts > 18"	\$ 6,303.85
Cost Beyond Estimate	-
	<b>\$ 55,234.86</b>

**Ogden Township**

Project	Location	Limits	Description	Township Cost	LCRC Match
<i>Split with Fairfield Twp</i>					
224303	Treat Hwy	Horton Rd to Fike Rd	Underseal & Asphalt Overlay	\$ 67,202.15	
224403	Fike Rd	Crockett Hwy to Neuroth Hwy	Asphalt Wedge, Crackfill, Chip Seal & Fog Seal	\$ 18,764.77	\$ 16,044.40
224405	Fike Rd	Crockett Hwy to Loar Hwy	87" x 63" x 48" Culvert Replacement	\$ 13,212.88	\$ 13,212.90
224407	Pence Hwy	Weston Rd to Mulberry Rd	Crackfill, Chip Seal & Fog Seal	\$ 27,194.66	\$ 22,196.94
224409	Ridgeville Rd	Crockett Hwy to Pence Hwy	Asphalt Wedges, Hot Patch, Double Seal & Fog Seal	\$ 92,619.40	\$ 37,108.43
224411	Neuroth Hwy	Ohio Line to Mulberry Rd	Hot Patch	\$ 6,920.18	
224507	Thompson Hwy	Yankee Rd to Mulberry Rd	Shoulder Removal, Underseal & Asphalt Overlay	\$ 69,453.04	
<b>Total</b>				<b>\$ 295,367.08</b>	<b>\$ 88,562.67</b>

LCRC Match Program Summary

Road Resurfacing	\$ 75,349.77
Culverts > 18"	\$ 13,212.90
Cost Beyond Estimate	\$ -
	<b>\$ 88,562.67</b>

**Palmyra Township**

Project	Location	Limits	Description	Township Cost	LCRC Match
223405	Pixley Rd	Grosvenor Hwy to Wellsville Hwy	2" 411 Limestone	\$ 12,104.27	\$ 12,104.27
223407	Rau Hwy	Cook Rd to Sharp Rd	Shoulder Removal & Hot Patch	\$ 4,216.52	\$ 4,162.50
223409	Driggs Rd	Grosvenor Hwy to Wellsville Hwy	Shoulder Removal & Hot Patch	\$ 14,934.90	\$ 7,395.81
223411	Grosvenor Hwy	Pope Rd to Rouget Rd	Crackfill, Chip Seal & Fog Seal	\$ 92,628.09	\$ 17,729.43
223413	Grosvenor Hwy	Pixley Rd to Township Line	2" 411 Limestone	\$ 13,958.23	\$ 2,125.00
223415	Pope Rd	Rogers Hwy to Lenawee Hwy	Underseal & Asphalt Overlay	\$ 38,809.00	
<b>Total</b>				<b>\$ 176,651.01</b>	<b>\$ 43,517.01</b>

LCRC Match Program Summary

Road Resurfacing	\$ 43,517.01
Culverts > 18"	\$ -
Cost Beyond Estimate	\$ 1,433.19
	<b>\$ 44,950.20</b>

**Raisin Township**

Project	Location	Limits	Description	Township Cost	LCRC Match
222401	Coachlite Subdivision	off Russell Rd	FDR, 2" Asphalt Paving & Culvert Replacements	\$ 463,567.25	\$ 5,191.20
222403	Gady Rd	Occidental Hwy to Raisin Center Hwy	Crackfill, Chip Seal & Fog Seal	\$ 12,429.99	\$ 8,993.94
222405	Valley Rd	Occidental Hwy to Wilmoth Hwy	Crackfill, Chip Seal & Fog Seal	\$ 20,129.90	\$ 18,284.08
222407	Green Hwy	City Limits to Gady Rd	Crackfill, Chip Seal & Fog Seal	\$ 25,505.43	\$ 18,968.29
222409	Comfort Rd & Mills Rd	Raisin Center to City Limits	Underseal & Asphalt Overlay, Chip Seal & Fog Seal E. side Comfort Rd	\$ 54,174.74	\$ 6,134.25
222411	Sutton Place Subdivision (Crestone Way)	City Limits to Comfort Rd	Crackfill, Chip Seal & Fog Seal	\$ 7,414.69	\$ 607.50
222413	Mystic Hills Subdivision	Mystic Ct, Cul-de-Sac, Mystic Hills Dr, Torin Ln	Crackfill, Chip Seal & Fog Seal	\$ 20,260.20	
222415	Wade Hwy	Oakwood Rd to Academy Rd	2" 411 Limestone	\$ 6,090.75	\$ 6,090.75
222417	Ives Rd	Raisin Center Hwy to Green Hwy	411 Limestone & Asphalt Paving	\$ 134,966.86	
223509	Wellsville Hwy	at Laberdee Rd	103" x 71" Reformed Culvert	\$ 6,455.25	\$ 6,455.25
223511	Wellsville Hwy	Laberdee Rd to Township Line	Asphalt Wedge, Chip Seal & Fog Seal	\$ -	
<b>Total</b>				<b>\$ 750,995.06</b>	<b>\$ 70,725.26</b>

LCRC Match Program Summary

Road Resurfacing	\$ 64,270.01
Culverts > 18"	\$ 6,455.25
Cost Beyond Estimate	\$ 98,494.89
	<b>\$ 169,220.15</b>

**Ridgeway Township**

Project	Location	Limits	Description	Township Cost	LCRC Match
222503	Pocklington Rd	Britton hwy to Ridge Hwy	FDR, 3 1/2" Asphalt Paving & 12" Culvert Replacement (Wear Course in 2023)	\$ 627,260.72	\$ 37,331.76
222505	Palmer Hwy	Dibble Rd to Sutton Rd	Crackfill, Chip Seal & Fog Seal	\$ 28,016.95	\$ 6,339.25
<b>Total</b>				<b>\$ 655,277.67</b>	<b>\$ 43,671.01</b>

LCRC Match Program Summary

Road Resurfacing	\$ 43,671.03
Culverts > 18"	-
Cost Beyond Estimate	-
<b>Total</b>	<b>\$ 43,671.03</b>

**Riga Township**

Project	Location	Limits	Description	Township Cost	LCRC Match
224505	Ridgeville Rd	Berkey Hwy to Silberhorn Hwy	Crackfill, Chip Seal & Fog Seal	\$ 9,363.50	\$ 9,363.51
224507	Thompson Hwy	Yankee Rd to Mulberry Rd	Shoulder Removal, Underseal & Asphalt Overlay	\$ 69,453.04	
224509	Horton Rd	Thompson Hwy to Berkey Hwy	Underseal & Asphalt Overlay	\$ 98,132.20	\$ 55,328.50
<b>Total</b>				<b>\$ 176,948.74</b>	<b>\$ 64,692.01</b>

LCRC Match Program Summary

Road Resurfacing	\$ 64,692.01
Culverts > 18"	-
Cost Beyond Estimate	-
<b>Total</b>	<b>\$ 64,692.01</b>

**Rollin Township**

Project	Location	Limits	Description	Township Cost	LCRC Match
222101	Rollin Hwy	Addison Rd to Manitou Beach Rd	Crackfill (Chip Seal & Fog Seal in 2023)	\$ 1,700.00	\$ 1,700.00
222103	Burton Rd	Townley Hwy to Skinner Hwy	Shoulder Removal & 4" Processed Gravel	\$ 43,957.56	\$ 23,631.56
222105	Kinnagoe Dr	off Hallenbeck Hwy	2" Processed Gravel	\$ 1,694.51	
222107	Griswold Rd	Townley Hwy to Geneva Hwy	Shoulder Removal & 4" Processed Gravel	\$ 31,425.94	\$ 1,319.92
222109	Raymond Rd	Townley Hwy to Rollin Hwy	Shoulder Removal & 4" Processed Gravel	\$ 25,391.17	\$ 2,910.91
222111	Hill Hwy	US-223 to Sandy Beach Rd	Shoulder Removal & 4" Processed Gravel	\$ 15,805.47	\$ 1,012.07
222113	Cherry Point Dr	off Devils Lake Hwy	Crackfill, Chip Seal & Fog Seal	\$ 17,183.27	\$ 13,008.04
222115	Plank Rd	Rollin Hwy to Pavement	Shoulder Removal & 4" Processed Gravel	\$ 11,246.21	
222117	Sorby Hwy	Manitou Beach Rd to Cole Rd	Shoulder Removal & 4" Processed Gravel	\$ 24,224.45	\$ 1,556.83
222119	Raymond Rd	Rollin Hwy to Dead End	Shoulder Removal & 4" Processed Gravel	\$ 16,626.18	\$ 375.16
222121	Cole Rd	Rollin Hwy to Bridge	Shoulder Removal & 4" Processed Gravel	\$ 15,174.15	\$ 819.54
<b>Total</b>				<b>\$ 204,428.91</b>	<b>\$ 46,334.03</b>

LCRC Match Program Summary

Road Resurfacing	\$ 46,334.03
Culverts > 18"	-
Cost Beyond Estimate	3,729.43
<b>Total</b>	<b>\$ 50,063.46</b>

**Rome Township**

Project	Location	Limits	Description	Township Cost	LCRC Match
222203	All Local Gravel Roads	All Local Gravel Roads	1st Mineral Brine Application	\$ 20,724.19	
222205	Teachout Rd	Springville Hwy to Townline Hwy	Shoulder Removal & 4" Processed Gravel	\$ 26,397.10	
222207	Burton Rd	Sinner Hwy to Wilkinson Hwy	Shoulder Removal & 4" Processed Gravel	\$ 27,448.43	\$ 27,448.43
222209	Woerner Rd	Onsted Hwy to Gilbert Hwy	Shoulder Removal & 4" Processed Gravel	\$ 36,145.47	\$ 15,540.19
222211	Brooks Hwy	Shepherd Rd to Teachout Rd	Shoulder Removal & 4" Processed Gravel	\$ 23,062.41	\$ 1,908.39
222213	Rome Rd	Gilbert Hwy to Townline Hwy	Shoulder Removal & 4" Processed Gravel	\$ 27,351.23	
222215	Woerner Rd	Gilbert Hwy to Townline Hwy	Shoulder Removal	\$ 5,300.07	
<b>Total</b>				<b>\$ 166,428.90</b>	<b>\$ 44,897.01</b>

*Split with Cambridge Twp*

**LCRC Match Program Summary**

Road Resurfacing	\$ 44,897.01
Culverts > 18"	-
Cost Beyond Estimate	-
<b>Total</b>	<b>\$ 44,897.01</b>

**Seneca Township**

Project	Location	Limits	Description	Township Cost	LCRC Match
224203	Any Local Gravel Road	Any Local Gravel Road	1000 ton Spot Patch 411 Limestone	\$ 15,528.69	
224205	Any Local Asphalt Road	Any Local Asphalt Road	2 Days Hot Patching	\$ 8,655.50	
224207	Mulberry Rd	M-156 to Weston Rd	Chip Seal	\$ 23,177.98	\$ 23,177.98
224209	Tuttle Hwy	Bryant to Bryant	Chip Seal	\$ 2,510.77	\$ 2,510.78
224211	Dodge Hwy	Ridgeville Rd to Wolfe Rd	2" 411 Limestone	\$ 10,112.95	\$ 10,112.95
224213	Center, Wabash & Railroad St.	Wabash Ave to Railroad St	Asphalt Paving	\$ 7,109.72	\$ 7,109.73
<b>Total</b>				<b>\$ 67,095.61</b>	<b>\$ 42,911.44</b>

**LCRC Match Program Summary**

Road Resurfacing	\$ 42,911.44
Culverts > 18"	-
Cost Beyond Estimate	-
<b>Total</b>	<b>\$ 42,911.44</b>

**Tecumseh Township**

Project	Location	Limits	Description	Township Cost	LCRC Match
221503	The Highlands Subdivision	off M-50	Mill Entrance, Crackfill, Chip Seal & Fog Seal	\$ 25,184.71	\$ 10,281.24
221505	Hewlett Hwy	Allen Rd to Macon Hwy	4" Processed Gravel	\$ 10,554.27	\$ 9,513.76
221507	Any Local Gravel Road	Any Local Gravel Road	500 ton Spot Patch 411 Limestone	\$ 8,266.17	
221509	Ravenwood Ct, Meadow Brook Ct, Tonnenberger Dr Munger Rd	off Newburgh Hwy Matthews to City Limits	Crackfill	\$ 8,108.00	
<b>Total</b>				<b>\$ 52,113.15</b>	<b>\$ 19,795.00</b>

**LCRC Match Program Summary**

Road Resurfacing	\$ 19,795.00
Culverts > 18"	-
Cost Beyond Estimate	-
<b>Total</b>	<b>\$ 19,795.00</b>

**Woodstock Township**

Project	Location	Limits	Description	Township Cost	LCRC Match
221101	Miller Hwy	US-12 to Prospect Hill Hwy	Shoulder Removal & 4" 411 Limestone <input type="checkbox"/>	\$ 24,004.80	\$ 24,004.82
221103	Winter Rd	US-223 to Pavement	Shoulder Removal & 4" 411 Limestone <input type="checkbox"/>	\$ 8,600.20	\$ 8,600.21
221105	Vischer Rd	Round Lake Hwy to Marr Hwy	Shoulder Removal & 4" 411 Limestone <input type="checkbox"/>	\$ 76,240.35	\$ 14,428.99
<b>Total</b>				<b>\$ 108,845.35</b>	<b>\$ 47,034.02</b>

LCRC Match Program Summary

Road Resurfacing	\$ 47,034.02
Culverts > 18"	-
Cost Beyond Estimate	-
<b>Total</b>	<b>\$ 47,034.02</b>



	<b>Project</b>	<b>Limits</b>	<b>Description</b>	<b>2022 Cost</b>
<b>Airport Hwy</b>	223302	Cadmus Rd to City Limits	Chip Seal & Fog Seal	\$ 33,068.67
<b>Beecher Rd</b>	223104	Posey Lake Hwy to US-127	Crackfill, Asphalt Wedge, Chip Seal & Fog Seal	\$ 139,056.66
<b>Britton Hwy</b>	221606	Milwaukee Rd to Kniffin Rd	183"x82' Culvert Replacement	\$ 53,106.15
<b>Brooklyn Hwy</b>	221202	US-12 to County Line	Chip Seal & Fog Seal	\$ 36,904.70
<b>Burton Rd</b>	212206 / 212306	US-223 to Bent Oak Hwy	Underseal & Asphalt Overlay	\$ 995.42
<b>Canandaigua Rd</b>	223202 / 224206	M-156 to Seneca Hwy	Asphalt Wedge, Underseal & Asphalt Overlay	\$ 380,004.50
<b>Crockett Hwy</b>	224402	Beamer Rd to Ohio Line	Crackfill, Asphalt Wedge, Chip Seal & Fog Seal	\$ 180,705.63
<b>County Line Hwy</b>	233606 / 234504	US-223 to Carroll Rd	Chip Seal & Fog Seal	\$ 117,248.32
<b>Deerfield Rd</b>	223404	at Humphrey Hwy	48" x 80' Culvert Replacement	\$ 30,328.66
<b>Forrister Rd</b>	222112	Skinner Hwy to Glen Hill Hwy	2" Processed Gravel	\$ 16,776.29
<b>Holloway Rd</b>	222408 / 222502	Ridge Hwy to Bucholtz Hwy	Chip Seal & Fog Seal	\$ 134,890.17
<b>Ingall Hwy</b>	224106	Lime Creek Rd to Medina	24"x60', 60"x60', 60"x65' Culvert Replacements	\$ 44,322.13
<b>Laberde Rd</b>	222402	Wilmoth Hwy to Rogers Hwy	Chip Seal & Fog Seal	\$ 41,247.44

Project	Limits	Description	2022 Cost
<b>Laird Rd</b>			
221204	M-50 to Brix Hwy	Chip Seal & Fog Seal	\$ 37,617.78
<b>Lime Creek Rd</b>			
204114	US-127 to Gallup Rd	Reconstruction (Phase 2) 5 1/2" Asphalt, Shoulders, Slope Restoration	\$ 1,140,464.41
214104	Gallup Rd to .5 mi. east of Ingall Hwy	Reconstruction (Phase 1) Crush & Shape, Clearing, Grading, Drainage & 8" Stone	\$ 738,138.43
234102	.5 mi. east of Ingall Hwy to Ranger Hwy	Reconstruction (Phase 1) Engineering, Tree Removal	\$ 25,513.85
244104 / 244202	Ranger to M-156	Reconstruction (Phase 1) Engineering	\$ 1,124.55
<b>Milwaukee Rd</b>			
221502 / 221604	Ridge Hwy to Billmyer Hwy	Shoulder Removal & 2" Processed Gravel	\$ 55,018.27
<b>Mulberry Rd</b>			
224104	Ranger Hwy to White Pine Hwy	128" x 83" x 66' Culvert Replacement	\$ 39,048.45
<b>Munson Hwy</b>			
214106	Lime Creek Rd to Ohio Line	Crackfill, Asphalt Wedge, Chip Seal & Fog Seal	\$ 163,625.64
223102	City Limits to Beecher Rd	Chip Seal & Fog Seal	\$ 30,980.11
<b>Occidental Hwy @ Valley Rd</b>			
222410	Intersection at Occidental & Valley	Engineering Study	\$ 8,977.50
<b>Ogden Hwy</b>			
213402	US-223 to Gorman Rd	Crackfill, Asphalt Wedge, Chip Seal & Fog Seal	\$ 78,222.05
<b>Ottawa Lake Rd</b>			
224506	Riga Hwy to County Line Hwy	Crackfill, Chip Seal & Fog Seal	\$ 61,915.00
<b>Person Hwy</b>			
221218	US-12 to County Line	Crackfill, Chip Seal & Fog Seal	\$ 18,472.36
<b>Piotter Hwy</b>			
223602	Deerfield Rd to McMahan Rd	Shoulder Removal (Underseal & Asphal Overlay in FY 2023)	\$ 3,614.82
223604	at McMahan Intersection	Asphalt Paving	\$ 15,199.26
<b>Raisin Center Hwy</b>			
200011	Ives Rd to Tecumseh City	Engineering, Grading, Slope Restoration (Kiwanis Trail extension project)	\$ 296,689.29

Project	Limits	Description	2022 Cost
<b>Rodesiler Hwy</b>			
224504	US-223 to Ohio Line	Crackfill, Asphalt Wedge, Chip Seal & Fog Seal	\$ 118,567.28
<b>Shepherd Rd</b>			
222206 / 222306	Gilbert Hwy to M-52	Chip Seal & Fog Seal	\$ 171,544.20
<b>Slee Rd</b>			
221216 / 222208	Village Limits to Shepherd Rd	Asphalt Wedge, Chip Seal & Fog Seal	\$ 147,245.37
<b>Sutton Rd</b>			
222404	Occidental Hwy to Green Hwy	Crackfill, Chip Seal & Fog Seal	\$ 31,509.73
<b>Townley Hwy</b>			
222102	Rome Rd to Manitou Rd	Underseal & Asphalt Overlay	\$ 201,384.14
<b>Yankee Rd</b>			
204512	Berkey to Silberhorn	Reconstruction (Phase 2) Engineering, Widening, 2" Agg. Base, 6" FDR, 3 1/2" Asphalt	\$ 583,858.52
224502	Silberhorn Hwy to Riga Hwy	Reconstruction (Phase 1) Engineering	\$ 4,108.40
234502	Riga to County Line	Reconstruction (Phase 1) Engineering	\$ 2,829.00
234202	Weston Rd to Camburn Hwy	Crackfill, Chip Seal & Fog Seal	\$ 53,023.10

<b>Project</b>	<b>Limits</b>	<b>Description</b>	<b>2022 Cost</b>
<b>Canandaigua Rd Bridge</b>			
204110	over Bean Creek	Engineering for Bridge Preventative Maintenance Project in FY 2023	\$ 18,824.69
<b>Country Club Rd Bridge</b>			
202302	over Wolf Creek	Engineering from Bridge Replacement Project in FY 2021	\$ 13,546.25
<b>Deerfield Rd Bridge</b>			
203406	over River Raisin	Engineering, Bridge Replacement	\$ 3,442,590.79
<b>Horton Rd</b>			
214202	S. of Railroad to Tuttle Hwy	Completion of Reconstruction Project to eliminate railroad crossing	\$ 3,499.27
<b>Howell Hwy</b>			
232304	M-52 to Academy Rd	Engineering	\$ 447.90
<b>Morenci Rd</b>			
194104	US-127 to Ohio Line	Engineering from Resurfacing Project in FY 2021	\$ 2,286.91
<b>Onsted Hwy</b>			
211208 / 212202	US-223 to M-50	Engineering for Resurfacing Project in FY 2023	\$ 1,925.48
<b>Sand Creek Hwy Bridge</b>			
203302	over S. Branch Raisin River	Engineering for Bridge Rehabilitation Project	\$ 1,461.50
<b>Slee Rd</b>			
211102 / 211206	US-223 to Onsted Hwy	Engineering, Underseal	\$ 552,016.37
<b>Tipton Hwy</b>			
211306 / 212310	Hunt Rd to US-12	Engineering, Underseal, Asphalt Overlay	\$ 1,957,922.47
<b>Warwick Rd Bridge</b>			
204112	over Bean Creek	Engineering for Bridge Preventative Maintenance Project in FY 2023	\$ 8,472.12
<b>Wolf Creek Hwy &amp; Pentecost Hwy</b>			
231304 / 232312	Hunt Rd to M-50	Engineering for Resurfacing Project in FY 2023	\$ 370.83

Project	Limits	Description	2022 Cost
<b>City of Morenci</b>			
220005	City of Morenci	Cold Patch Sales	\$ 2,039.21
<b>City of Tecumseh</b>			
220003	City of Tecumseh	Cold Patch Sales	\$ 1,143.13
<b>Lenawee County Fair Grounds</b>			
220012	Fair Grounds	Mineral Brine Applications	\$ 1,404.18
<b>Sand Creek Schools</b>			
220007	School Property	Cold Patch & Rock Salt Sales	\$ 303.07
<b>Tecumseh Schools</b>			
220003	School Property	Cold Patch Sales	\$ 854.21
<b>Village of Blissfield</b>			
220015	Village of Blissfield	Pavement Marking	\$ 1,266.43
<b>Village of Clayton</b>			
220010	Village	Spot Patch & Mineral Brine	\$ 140.51
220008	Morey Hwy to E Village Limits	Shoulder Removal & 2" 411 Limestone	\$ 15,829.05